



Class of 2023

Senior Parent Night

August 18, 2022

- Welcome & Introductions
Kate Gregory
 - Expectations, Attendance & reminders
 - Upcoming Events
 - Yearbook Deadlines and Class of 2023 Spirit Packs

- Senior All Night Party
Heather Buback and Charity McCoy, SANP Co-Presidents


- Counselors:
 - Helen Kenney
 - Graduation Requirements
 - MME Test Information
 - Credit Status
 - NCAA & NAIA (www.eligibilitycenter.org & www.playnaia.org)

 - Erica Empie
 - Post-Secondary Program Research
 - College Visits On and Off-site
 - College Nights
 - College Applications & Transcripts (www.parchment.com)
 - College Application Week/Michigan College Month

 - Heather Osterhout
 - Letters of Recommendation
 - The Military
 - Financial Aid (www.fafsa.gov) & FAFSA Online Night
 - Scholarships (HHS website – Counseling – Financial Aid & Scholarships)
 - Keeping Informed


Hartland High School ~ Senior Calendar

August	21	Last day to order Senior Spirit Pack at \$45 (if ordered after between 8/22-8/31 \$50)
	25	Back to School Night - 5:30 PM
	25	New Student Breakfast - HHS Commons
	31	Last Day for Senior Spirit Pack \$50
September	2-6	Labor Day Weekend - No School
	2	Last day to register for the October 1st SAT Test (www.collegeboard.org)
	18	Yearbook prices increase to \$75, prices increase approximately every 4-6 weeks.
	26	College Night @ Brighton High School - 6:30-8:00 PM (70+ colleges)
	27	College Night @ Howell High School - 6:00-7:30 PM (70+ colleges)
	TBD	Schoolcraft College Night, Mott Community College Fair, National Portfolio Day and Catholic College Fair National Virtual College Fairs: nacvcattend.org/fairs
October	1	SAT Test Date (registration deadline is September 2)
	3-7	College Application Week
	3-7	Homecoming Spirit Week
	7	Homecoming Assembly
	7	Homecoming Football Game vs. Northville - 7:00 PM
	7	Last day to register for the November 5th SAT Test (www.collegeboard.org)
	8	Homecoming Dance - details TBD
	14	Senior Portraits due to Yearbook
	18	Last day to request teacher/counselor letters of recommendation for colleges with Nov 1st deadlines (if required)
	21	Fall Break - No School
	November	1
3		Last day to register for December 3rd SAT test (www.collegeboard.org)
5		SAT Test Date (registration deadline is October 7)
14		Female Seniors can order Announcements/Cap & Gowns during lunch
15		Male Seniors can order Announcements/Cap & Gowns during lunch
23-27		Thanksgiving Break - No School
11/28-12/16	Second semester schedule change request window	
December	2	Last day to request teacher/counselor letters of recommendation for colleges with Jan 1st deadlines (if required)
	3	SAT Test Date (registration deadline is November 3)
	16	Last day to request schedule changes for 2nd semester
	16	Final Exams 1st Hour (Full Day - 1st hour exam 7:20-8:50, hours 2nd - 7th will be shortened)
	19	Final Exams 2nd & 3rd hours (1/2 day - 7:20-10:30 AM)
	20	Final Exams 4th & 5th hours (1/2 day - 7:20-10:30 AM)
	21	Final Exams 6th & 7th hours (1/2 day - 7:20-10:30 AM) / End of 1st Semester
	22	Holiday Break - No school December 22nd through January 4th
January	4	Teacher Records Day - No School
	5	2nd Semester Begins
	9	Deadline for Senior Ads for Yearbook (if space allows, could fill up sooner)
	16	MLK Day - No School
February	10	Last day to register for March 11th SAT test (www.collegeboard.org)
	10-13	Mid-Winter Break - No School
March	11	SAT Test Date (registration deadline is February 10)
	27	Spring Break - No school March 27th through March 31st
April	7	Good Friday - No School
	24	Online yearbook sales will end soon! Watch for emails and announcements
May	5	Prom @ Crystal Gardens
	1-12	AP Exams (apstudent.collegeboard.org for specific exam dates)
	12	Cap and Gown distribution, & Senior Yearbook distribution - tentative!
	12	Decision Day Celebration & College Athlete Recognition Ceremony
	15-17	Senior Exams
	17	Last Day for Seniors! Senior Walk & Senior Picnic
	17	Senior All Night Party
25	Senior Honors Night - 6:30 PM - HESSC Performing Arts Center	
June	TBD	Baccalaureate Service
	9	Graduation - 7:00 PM - Eastern Michigan University Convocation Center



Hartland Senior All Night Pa...

@Hartland_SANP_2023



venmo

Scan this code to pay

Email: sanp2023hhs@gmail.com

Facebook: Senior All Night Party-Hartland c/o 2023

Instagram: sanp2023

Twitter: Hartland_SANP_2023

Venmno: @Hartland_SANP_2023

To: Parents and Students of the Class of 2023 & Photography Studios
From: Hartland HS Yearbook Staff
Subject: Senior Picture Specifications for the 2023 Yearbook

Please take note of the following information for the 2023 Hartland High School Yearbook and Composite Specifications.

Specifications: -- For Senior Pictures to be included in the Yearbook

An upper body shot, Full Color print. VERTICAL ORIENTATION!!-- You may submit a traditional portrait, full-body shot, inside or outside photo but no black and white, no sepia tones, and no pets or props: subject must be facing the camera (shoulder and face turned toward the camera). Off-the-shoulder tops must be avoided so articles of clothing are visible even if we need to crop the photos. All pictures must be school appropriate and need to be approved by the yearbook staff and possibly Hartland HS administration.

Please tell your studio that we will accept a *digital* file (resolution 300dpi minimum) to be uploaded to <https://images.jostens.com/ImageShare/upload> Remember if your studio is submitting your senior photo via email, the yearbook staff will send a confirmation or follow-up email to the studio, as well as print a copy to be delivered to the student. Too many studios have sent emails without checking for responses from us confirming or asking for follow-up, so we are attempting to make it as foolproof as possible. Regardless of the way a student's picture was submitted, the yearbook staff will check to see that the photo meets requirements and is stored as a jpg and will then send a receipt confirming acceptance of the portrait and that receipt will be delivered to the student's school email. If your student has not received a receipt, we have not received his or her portrait.

File must contain student's name <lastname,firstname.jpg>

Email Address: yearbook@hartlandschools.us

DEADLINE:

Please submit portraits by **Friday, October 14, 2022:** The above specifications **MUST** be adhered to in order for the portrait to be approved for publication.

If you have any questions please contact the yearbook staff or adviser via email:

Staff Email Address: yearbook@hartlandschools.us

Adviser Email Address: jenlhota@hartlandschools.us

Yearbook online sales will begin August 1, 2022

<https://www.jostens.com/apps/store/comingsoon/1064174/20220603151529600103?begindate=20220801>

Senior Advertising Order Form
Hartland High School Yearbook Staff **2022-23**

Yearbook Address: 10635 Dunham Road, Hartland, MI 48353 (810) 626-2343 Yearbook Office
Email: yearbook@hartlandschools.us
Instagram: [hartlandyearbook](https://www.instagram.com/hartlandyearbook)

As part of your student's yearbook, a senior ad will stand as a testament for years to come.

To place an ad, fill out this form and provide all photos and/or layouts to the yearbook staff by the deadline.

Deadline to guarantee these prices is January 9, 2023. – Prices may go up after this.

Mail or bring cash/check, this form, and copy of the ad or pictures to the address above or to Mrs. Lhota at the high school.

Make sure all checks are made payable to Hartland High School.

Remember all ads are in full color! Please type all text, **DO NOT tape, cut, or glue photos!!** Attach ad pictures, check, and information to this form and include in one envelope. We will send out proofs of our ads before the deadline.

*Prices are based on ads purchased by **one** family. If you wish to have your son/daughter in an ad with a friend, you need to contact us (810.626.2343) for requirements and prices.

Student's Full Name _____

Contact/Parent Name _____

Address _____ **City** _____

Zip Code _____

Email Address _____

Daytime Phone () _____ **Evening Phone ()** _____

Your Signature _____

Ad Size _____ **SURPRISE- YES/ NO Check #** _____ **Cash** _____ **Received on** _____

Advertising Design Tips:

- 1- Please do not send us priceless photos. Care will be taken to make sure photos are returned, but sometimes photos can be lost or damaged.
- 2- Communicate your design by sketching it out and numbering each photo where it should be located
- 3- **Do not cut,** glue or tape any photos. Send them all contained in an envelope, on a disk, or via email. We recommend that photos are sent digitally.
- 4- Place your student's name lightly in a ballpoint pen on the back of each photo.
- 5- Simplicity is the key to effective design. Don't cram the ad with photos and lengthy messages. *More photos can be allowed if the ad is fully designed and submitted in .psd, .jpg, or .tif format at 300 dpi resolutions.
- 6- To avoid issues with software compatibility, send a hard copy of your ad and let the yearbook staff recreate it.
- 7- The yearbook staff reserves the right to reject photos or text, or to ask the customer to make changes.
- 8- Be aware of the suggested number of photos. Too many will make the design too cluttered.
- 9- If you are including 10 or more photos for your ad, they **must be sent digitally.**

Half Page Horizontal Space Dimensions: 8"W x 5.5"H 10-12 photos max \$240	
1/4 Page Vertical Space 4"W x 5.5"H 6-8 photos max \$200	1/8 Page Horizontal space 4"W x 2.5"H 3-4 photos max \$140
Full page Vertical Space 8"W x 10.5"H 20 photos max \$600	

Hartland
High School
Class of
2023!

Senior → College Transition!

Things to do
during the fall
of your
SENIOR year!

SAT

If you plan to retake the SAT, visit...
www.collegeboard.org
to register!

Upcoming 2021-2022 SAT Dates...

October	1
November	5
December	3
March	11
May	6
June	3

For ACT test dates & deadlines, visit...
www.actstudent.org

Visiting Campus...

If you have not already done so, a campus visit is a great way to find out more about a college! All colleges welcome prospective students to come see if their academic programs, campus, and community are a good fit for them. To schedule a campus visit, contact the college admissions office or visit their website to find out about campus visit options. It is best to schedule a campus visit on a weekday (during the school year) to see what a typical day on campus is like. Virtual admissions presentations and tours are also available on most college websites.

Letters of Recommendation...

Some colleges will require you to have one or more letters of recommendation as part of the application process. Therefore, you should start thinking about who you will ask to write a letter of recommendation for you. You should ask someone who knows you well (such as a teacher, coach, and/or club sponsor). You should provide the person writing the recommendation some information (such as a list of activities, accomplishments, community involvement, etc.) to assist them in writing the letter. You can provide this information by submitting a resume to your counselor or by completing the **Letter of Recommendation Request Form** on the **Senior Quick Links** page of the HHS Counseling website (<https://www.hartlandhighschool.us/Counseling/Senior-Quick-Links/index.html>)

College Applications & Requesting Official Transcripts

1. Fill out college applications online by going directly to the college website.
2. Request your transcript through Parchment by going to www.parchment.com or go to the HHS website at www.hartlandhighschool.us, scroll to the bottom right-hand side & under "Quick Links" click on the link for "Transcript Requests".
3. Register with Parchment by creating an account. ***NOTE*** use your home/personal email address when setting up your account — **not your school email address.**
4. Follow the steps to request a transcript.
5. Transcripts requested while in high school are FREE. ***Important Note*** If the school you are applying to has a transcript fee, cancel your request for that particular school, then print out & bring in any forms for that school to the Counseling Office so that your counselor can complete your application free of charge.

Scholarships...

Scholarship information can be found on our website at www.hartlandhighschool.us. Click on...

➤ Counseling ➤ Financial Aid & Scholarships

You will also want to have letters of recommendations for some scholarships. Follow the same guidelines as above.

Playing College Sports

- if you plan to play college sports, you will need to register with the NCAA and/or the NAIA Eligibility Center. For more information and to register, please visit www.ncaa.org (Division I & II) and/or www.playnaia.org (Division III).
- You will also want to talk with your counselor. They can help you use www.corecoursegpa.com to predict your eligibility.
- The NCAA will also need your ACT or SAT scores. If you did NOT list NCAA as one of the schools to receive your ACT or SAT scores when you registered for the test, you will need to contact ACT (www.actstudent.org) or SAT (www.collegeboard.org) directly and request that your scores be sent to the NCAA Eligibility Center. NAIA may also request your ACT or SAT scores.
- You may also want to download the "Guide for the College-Bound Student Athlete" from the NCAA website.
- You should also speak with your current coach.

~ Request for Recommendation/Evaluation ~

If you would like me to complete a recommendation/evaluation, please provide the following information...

- **Name**
- **Deadline to have the recommendation/evaluation completed by** (please give a minimum of 2 weeks notice)
- **Future Plans & Goals**
 - What colleges are you applying to
 - What is your intended major/course of study, career goals, etc.
- **Extra-Curricular Activities (Sports, Clubs, etc.)**
 - Include which grades/year
 - Which level – Freshman, JV, Varsity, Club, Travel, etc.
 - Leadership positions held – Captain / Co-Captain, President / Vice-President, Secretary, etc.
 - Special activities / events participated in
 - What did you gain from these experiences?
- **Honors/Awards (Academic, Athletic, Attendance, Club, Recognition, etc.)**
 - Include the grade/year(s) you earned the award, # of times earned, etc.
- **Community Involvement (community service, volunteer work, church involvement, etc.)**
 - Include the activity / events & amount of time spent (dates, month/year, # of hours, etc.)
 - What did you gain from these experiences?
- **Work Experience**
 - List your employer & position(s) held
 - Include your dates of employment (month/year) & average # hours per week
 - Include your responsibilities
- **Interests/Hobbies (outside of school)**
- **Personal Qualities**
 - List and explain 3-4 qualities that you feel you possess
- **References**
 - List the Hartland teachers/coaches to whom I might go to for further reference.

OPTIONAL INFORMATION...

- **Personal Achievements/Experiences**
 - Do you have any special achievements in or out of school that you are especially proud of?
 - Do you feel that your grades are a fair representation of your academic ability? If not, please explain.
 - Are there any factors that have come up during your high school career which you feel have put you at a disadvantage or have impacted you in some way? If so, please explain.
 - Have you participated in any special programs, summer workshops, camps, etc.? If so, please list and explain what you gained from these experiences.
 - Explain your personal contribution to the high school community.
- **Special Circumstances/Additional Information**
 - Are there any special family circumstances? ...Single parent household? Death of a parent or sibling? Siblings who will be in college at the same time? Extended family that live in your home?
 - Are there any financial hardships that I should be aware of?
 - Are there any other special circumstances that you would like me to communicate on your behalf?
 - Is there any additional information that you think would be important for me to know when completing your recommendation/evaluation?

College Action Plan: Check List

Summer/Fall

- Narrow your list of colleges to between 5-10.**
- Plan to visit as many of the colleges you plan to apply to if you haven't already.**
- Create a master list or calendar** that includes:
 - SAT/ACT Test dates/deadlines (if retaking)
 - College Application deadlines for schools you are planning to apply to (early and/or regular deadlines)
 - Required financial aid application forms and their deadlines (aid applications may be due before college applications)
- Ask your counselor for a fee waiver** if you think you might qualify for financial assistance.
- Take the SAT and/or ACT another time** if you would like to try to improve your scores for admissions or scholarship consideration.
- Get a head start on completing as much required information on college applications** as possible.
- Write your college application essay**, if required, and have a teacher or other adult proofread it.
- Complete the Free Application for Federal Student Aid (FAFSA)** at www.fafsa.ed.gov to apply for most financial aid – available beginning on October 1st. You will need your most recent tax returns.
- Complete the CSS/Financial Aid PROFILE.** PROFILE is an online application used by certain colleges and scholarship programs to determine eligibility for their aid dollars.
- Ask one or two teachers for recommendations** if you need them (also ask your counselor if using the Common Application or have special circumstances). Make sure to provide an outline or resume of your academic awards/accomplishments, extracurricular activities, etc.
- Complete and submit one or more college applications** by Halloween.
- Create an account on www.parchment.com** and request/send transcripts to colleges.

Fall/Winter

- Keep track of the colleges you have applied to** and the responses you receive.
- Send a copy of your 7th semester (1st semester of 12th grade) grades** if the college is asking for it. Request to send your transcript through www.parchment.com.
- Find out a college's actual cost.** Use a Net Price Calculator (such as the one available on www.bigfuture.collegeboard.org's website) to find out the potential for financial aid and the true out-of-pocket cost – or net price – for each college.
- Contact the Financial Aid Office** or visit the Financial Aid Office website of the colleges in which you are applying to find out what type of aid is available, as well as the deadlines, for that particular college.
- Find and apply for scholarships.** Make sure to check the HHS Scholarship Gazette that is updated monthly by the Counseling Department. It is emailed to students and parents, as well as posted on the HHS Counseling webpage. Make sure to submit scholarships applications and/or essays by the deadlines.
- Find additional scholarships on scholarship websites.** A suggested list is available on the HHS Counseling webpage and on the Scholarship Gazette. Make sure to submit scholarships applications and/or essays by the deadlines.
- Sign up to take the AP Exam** if you are enrolled in an AP course. Talk with your AP teacher if you have questions regarding whether or not you should take the exam.

Winter/Spring

- If you are waitlisted, contact the admissions office** to let them know you are still interested and ask how you can strengthen your application.
- Continue applying for scholarships.**
- Review financial aid award offers** to figure out which package works best for you. Pay attention to deadlines.
- Make a pros/cons list of the colleges you have been accepted to** in order to choose the college that is the best fit for you.
- Visit your final college before accepting**, if possible. You should receive acceptance letters and financial aid offers no later than mid-late April if you submitted your applications by the recommended deadlines.
- Inform each college of your acceptance or rejection** of the offer and/or financial aid by May 1st.
- Notify your counselor of your final decision.**
- Send in your deposit** to the college you have decided to attend.
- Apply for housing and submit the deposit** if living on campus.
- Sign up for orientation** in order to become an official student and find out the next steps.
- Register for classes.**
- Send a copy of your final high school transcript** to your college through www.parchment.com.
- Contact the college if you have any questions!**

GET THE MOST OUT OF A CAMPUS VISIT IN **6 STEPS**

1 DECIDE WHERE AND HOW

See if your school arranges group trips to colleges or if you could get a group of friends together and visit the campus. A family trip is another option and allows you to involve your family in the process.

2 PREPARE FOR YOUR VISIT

Before you set out, get a map of the college campus and pick out places of interest. Call the college's admission office to schedule a guided tour of the campus.

3 TAKE YOUR OWN TOUR

Just wandering around the campus on your own or with friends can be the best way to get a feel for what a college is like.

4 EXPLORE THE FACILITIES

Find the spots on campus where students gather or ask a student where the best place to eat is to get a feel for the character of the college. Visit the library and check out the gym or theater. Ask an admission officer if you can tour a dorm and a classroom.

5 MAKE CONNECTIONS

Talk to current students. Ask the students at the next table or sitting nearby what they like best about the college.

6 TAKE NOTES

During your visit, write down some notes about your experience. What did you see that excited you? Are there aspects of the college that you don't like? If so, what are they?

Questions to Ask During Your Visit:

ASK TOUR GUIDES/STUDENTS

- What are the best reasons to go to this college?
- What's it like to go from high school to college?
- What do you do in your free time? On the weekends?
- What do you love about this college?
- What do you wish you could change about this college?
- Why did you choose this college?
- What is it like to live here?
- What does the college do to promote student involvement in campus groups, extracurricular activities, or volunteerism?

ASK PROFESSORS

- What are the best reasons to go to this college?
- Can a student be mentored by professors, graduate students, or upperclassmen?
- How are professors rated by the college? Does the college think mentoring and meetings for project guidance are important?
- How does the college help students have access to professors outside class? Do professors join students for lunch, help with community service groups, or guide student organizations?
- How many students do research or other kinds of projects for a semester or more?

ASK THE FINANCIAL AID OFFICE

- How much has your total college cost for each student risen in the past year?
- How much do your students usually end up owing when they graduate?
- What is the average income of graduates who had the same major that interests me?
- Will my costs go up when your tuition goes up, or can we use the same tuition rate I started with so I'll know the costs for four years?
- How many students usually graduate in the major that interests me? How long do these students usually take to get their degree? In what ways does the college help students graduate in four years?

Michigan College Average Requirements Worksheet

Name: _____

Approximate GPA: _____ SAT Score: _____

GPA and SAT averages of each college's freshman class were found on institutions' websites. Information was verified with admissions offices in most cases. Ranges represent the middle 50% of students—25% of admitted students fell above the range listed, 25% fell below.

Open Admissions	Avg. GPA 2.8-3.3	Avg. GPA 3.3-3.5	Avg. GPA 3.5-3.8	Avg. GPA 3.8-4.0
	Avg. SAT 940-1120	Avg. SAT 1060-1230	Avg. SAT 1130-1380	Avg. SAT 1350-1600
Baker College <i>Community Colleges: No minimum GPA or SAT required for admission</i> Alpena CC Bay College Delta College Glen Oaks CC Gogebic CC Grand Rapids CC Henry Ford CC Jackson CC Kalamazoo Valley CC Kellogg CC Kirtland CC Lake Michigan College Lansing CC Macomb CC Mid-Michigan College Monroe County CC Mott CC Muskegon CC North Central Michigan College Northwestern Michigan College Oakland CC Schoolcraft College Southwestern Michigan College St. Clair County CC Washtenaw CC Wayne County CC West Shore CC	Adrian College Davenport University Ferris State University Finlandia University Kendall College of Art and Design Lake Superior State University Madonna University Northern Michigan University Northwood University Olivet College Rochester College Saginaw Valley State University Siena Heights University Spring Arbor University	Albion College Alma College Andrews University Aquinas College Central Michigan University College for Creative Studies Concordia University Cornerstone University Eastern Michigan University Lawrence Tech Oakland University UM-Flint Western Michigan University Wayne State University	Calvin University Grand Valley State University Hope College Kalamazoo College Michigan State University Michigan Tech UM-Dearborn University of Detroit Mercy	Hillsdale College University of Michigan

Virtual College Fairs

September Virtual College Fair

Sunday, September 11

1pm – 6pm ET

October Virtual College Fair

Sunday, October 9

1pm – 6pm ET

November Virtual College Fair

Sunday, November 6

1pm – 6pm ET




SIGN UP NOW FOR FREE!
nacacattend.org/fairs

Livingston **EDUCATIONAL SERVICE** Agency

Senior Financial Aid Night

You are invited to attend a virtual financial aid presentation to learn information regarding financing education beyond high school. We will provide general information able to be used no matter what college or university students plan to attend. Topics include the elements of financial aid, the Free Application for Federal Student Aid (FAFSA), variety of resources available including scholarships, and more! Please click this [link](#) or scan the QR code below to register.



September 29th
7:00pm online



Scan QR code with
your phone's camera
to access sign up



Brought to you by the Livingston Financial Readiness Action Team

A Parent's Guide to Teen Parties

As a parent, you know the importance of your teen's social life and that parties are a way to socialize and relax. But an unsupervised or poorly planned party can result in unwanted or even tragic consequences. However, parental responsibility is the key to a fun and safe party.



The following is important information from the American Academy of Pediatrics about teen parties.

Facts about teen parties

- **Guest List.** When a teen plans a party, news spreads very quickly via social networking sites like Facebook or Twitter. Because of these new media, teen parties can grow too large for parents to control.
- **Time and Place.** Teen parties often start late at night and move from house to house.

Facts about alcohol and drugs

Teens often expect alcohol and marijuana at parties. Some parents believe that it is better to allow teens to drink in their home so they can keep them safe. While this idea may be well intentioned, it is simply misguided. Parents cannot keep impaired teens safe.

Alcohol and other drugs impair judgment. Teens are more likely to have sex, be involved in a violent incident, or suffer an injury after using drugs or alcohol. All too frequently teens die from violence, unintentional injuries, or overdoses related to alcohol and other drugs.

Alcohol affects teens differently than adults. For example, compared with adults, teens are more likely to remain awake, to wander about, or to drive a car while having a much greater degree of mental impairment.

What parents need to know

Communication and honesty are important to keep your teen safe. Teens whose parents talk with them regularly about drugs and alcohol are 42% less likely to use substances than those whose parents don't. Tell your teens that you expect them not to use alcohol or other drugs at parties.

Parent networking is the best prevention tool to combat underage drinking. Get to know your teen's friends and their parents. If your teen is planning on going to a party, call the parents to ensure that they will be home and that they will not allow drugs or alcohol. If this is not possible, don't let your teen go.

Parents are legally responsible for anything that happens to a minor who has been served alcohol or other drugs in their home. If anyone brings alcohol or other drugs to your home, be prepared to contact their parents. And if someone comes to your home already intoxicated, make sure that they get home safely. Help your teen feel responsible for this as well.

Parents may be criminally or civilly liable if...

- Alcohol is provided to a minor at a party they have organized.
- Someone's property is damaged.
- Someone is injured.
- Someone leaves and gets into a car accident and/or injures someone else.
- Someone dies.

Understand the local laws about alcohol and other drugs. Laws about alcohol and drug use vary from state to state, so make sure you know what the laws are in your state.

If you are hosting a teen party...

- **Plan in Advance.** Go over party plans with your teen. Encourage your teen to plan non-alcohol-related group activities or games. Back to Top
- **Keep parties small.** Ten to 15 teens for each adult. Make sure at least one adult is present at all times. Ask other parents to come over to help you if you need it.
- **Set a guest list.** The party should be for invited guests only. No "crashers" allowed. This will help avoid the "open party" situation.
- **Set starting and ending times for the party.** Check local curfew laws to determine an ending time.
- **Set party "rules" and your expectations.** Discuss them with your teen before the party. Rules should include the following:
 - No tobacco, alcohol, or other drugs.
 - No one can leave the party and then return.
 - Lights are left on at all times.
 - Certain rooms of the house are off-limits.
- **Have plenty of food and non-alcoholic beverages available.** Also, put your alcohol and any prescription or over-the-counter medicines in a locked cabinet.
- **Be there, but not square.** Pick out a spot where you can see what is going on without being in the way. You can also help serve snacks and beverages.

If your teen is going to a party...

- **Know where your teen is going and how long he will be there.** Have the phone number and address of the party. Ask your teen to call you if the location of the party changes. Be sure to let your teen know where you will be during the party.
- **Call the parent of the party host** to make sure a parent will be home the entire time and supervising the party. Make sure that tobacco, alcohol, and other drugs will not be allowed.
- **Talk with your teen beforehand** about how to handle a situation where alcohol is available at a party.
- **Make sure your teen has a way to get to and from the party.** Make it easy for your teen to leave a party by making it clear that he can call at any time for a ride home. Discuss why he might need to make such a call. Remind your teen NEVER to ride home with a driver who has been drinking or using other drugs.
- **Be up to greet your teen when he comes home.** This can be a good way to check the time and talk about the evening.
- If your teen is **staying overnight** at a friend's house after the party, verify this arrangement with the friend's parents and that they will be home.

The AAP Committee on Adolescence and AAP Section on Adolescent Health would like to thank the AAP Committee on Substance Abuse and AAP NY Chapter 2 Committee on Adolescence for their assistance in developing this publication.

Last Updated 3/29/2010

Source A Parent's Guide to Teen Parties (Copyright © 2010 American Academy of Pediatrics)

The information contained on this Web site should not be used as a substitute for the medical care and advice of your pediatrician. There may be variations in treatment that your pediatrician may recommend based on individual facts and circumstances.